



*Be the best you can be!*

## **Weekly Newsletter**

W/e 7<sup>th</sup> May 2021

Dear Parents and Carers,

Another busy week finishes and the sun is finally shining!

You may have noticed on social media that there are new photos of the children in and around the school. Borre Wickstrom has captured some fantastic shots of the children and the learning environment. Keep a look out on Facebook and our new Instagram pages for more!

Some of the Year 4 pupils and I have started to get the vegetable patches ready for some planting. If you have any young plants that you are able to donate to the school, I know we will look after them and the children will really appreciate being able to watch them grow. Any little plants like lettuce, corn, tomatoes or onions would be fantastic.

A reminder for those of you with older children: lots of children play on the park with their friends. We have had conversations with a number of classes about poor behaviour and inappropriate language whilst on the park. I thank you for your support with regard to talking to your children about how they represent themselves and the school on the playground. Please remember they are setting examples to our younger pupils on how to be the best they can be.

Thank you,  
Mrs Cowell-Clark

### **Contacting us**

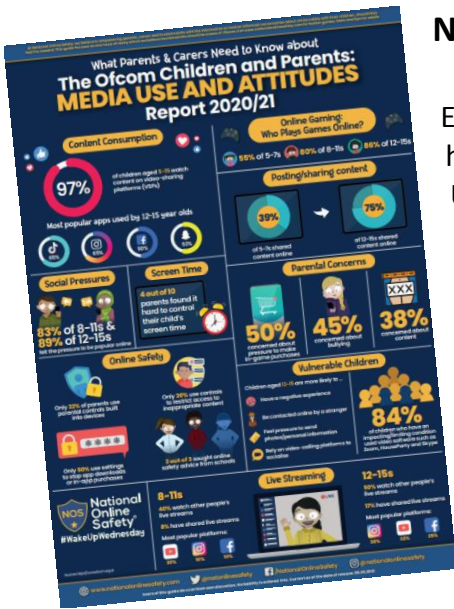
Please remember the email address for support with well-being or behaviour concerns is: [parentalsupport@clarborough.notts.sch.uk](mailto:parentalsupport@clarborough.notts.sch.uk)

Calls can be made to school from 8:30am – 4.30pm on **01777 708065**.

Enquiries about admissions, school dinners and any other administrative query should be directed to [office@clarborough.notts.sch.uk](mailto:office@clarborough.notts.sch.uk)

Finance queries should be directed to: [finance@clarborough.notts.sch.uk](mailto:finance@clarborough.notts.sch.uk)

And IT support queries should be sent to: [itsupport@clarborough.notts.sch.uk](mailto:itsupport@clarborough.notts.sch.uk)



## National Online Safety

Every week, National Online Safety (NOS) produce informative posters highlighting a specific online item. This week they have mentioned 'Media Use and Attitudes'.

A separate Parentmail will be sent out to you with the full information poster on this. Please take a few minutes to read through this information.

## We're on Facebook and Instagram!

We are on Facebook and Instagram! Search for 'Clarborough Primary' and follow us for regular updates and see what we are getting up to!



This week we have enjoyed showing you our fun outside PE activities and Havana class working with Jes, our school dog!



## Class Photos and Year 6 Leavers Photos – Thursday 27<sup>th</sup> May

On Thursday 27<sup>th</sup> May, the children will be having their school class photos taken and Year 6 will also be having their leavers' photos. The photos will be taken outside on the grounds of the school. All children must attend in full school uniform.



## Nursery and 30hrs Bubble Group (Dakar)

Our growing activities have continued this week by looking at the differences that happen to us as we grow up. The children have enjoyed learning about caring for their teeth with life-size models and toothpaste. A bit sticky for some!

Another highlight has been learning how to create 3D collages and we've made a wonderful display for the classroom!




Next week, we are moving onto animal babies and how they grow with a particular focus on vocabulary of animals and their young.



We have been lucky to find an actual bird's nest in our playground area with eggs inside – the children have loved looking at it and checking the eggs and it ties in perfectly with our topic for next week!

### Reception Bubble Group (Suva)



This week in Suva class we have been thinking about how we change as we grow from babies to adults and what we can do at different ages.

We have made some amazing skeleton pictures!



We have been talking about our teeth, including our molars and incisors, and how to look after them.

The children have enjoyed fantastic counting to 100 in ones and in tens and have been learning that there are 10 tens in 100!

We have been using adjectives to describe people and, continuing on from planting seeds last week, have begun creating our own version of Van Gogh's 'Sunflowers'!

Next week, we will be naming animals and their babies, matching the parent animal to the correct baby and finding out where wool and milk come from. We will be using adjectives to describe animals and will draw

and label our favourite animals. We will also be halving shapes and quantities of objects and sharing quantities fairly.



**Star of the week: Emily for trying really hard with her reading!**



### Year 1 Bubble Group (Seoul)




This week in Year 1 we have begun looking at a new book, 'The Queen's Lift-off'. We talked about the story we read last half term 'The Queen's Hat' and compared the similarities and differences between the two books.

In the 'Queens Lift-off', the Queen was blasted into space in a rocket and she visited all the different planets in our solar system. The children have had an opportunity to design their own rocket and have written lists of the planets. We are also going to start designing our own planet. All this will then be used to write our own story of a trip to space over the next couple of weeks.

Super ordering of the planets!








Some of the amazing rocket designs!

We have been looking at the United Kingdom a little bit more and the children can now name the capital cities of the different countries in the UK and can hopefully tell you a little bit about what you can see and visit in the different cities.

This week, we have been trying really hard with our handwriting. Since returning from Easter we have been looking at different letters each week and practising how they are formed. We can see huge improvements in some of the children's writing already and some members of our class are now moving on to learn how to write our cursive letters, so they can in time begin to join their writing.




Next week, we are going to begin planning our stories by thinking about the different parts of a story: the beginning, build up, problem, resolution and ending. The children are going to be thinking about their own problem and resolution and choose their own character to go into space in their rocket.

In Maths, we are going to begin to look at multiplication, beginning with making equal groups and adding equal groups.



**Star of the week: Noah for doing so well in his first few days at Clarborough!**

## Year 2 Bubble Group (Wellington)



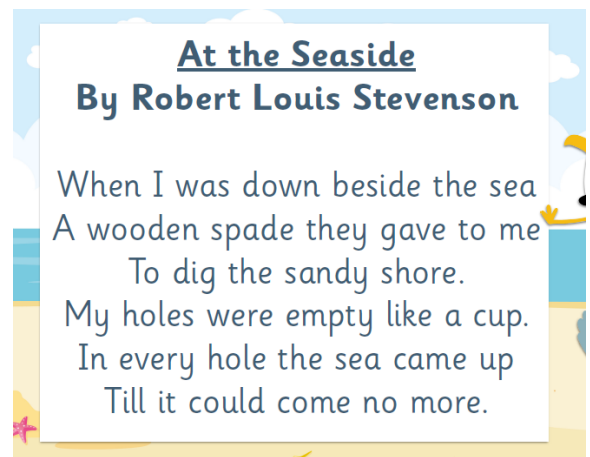
Maths:

This week the children were introduced to new key words in relation to 'fractions'. They sorted pictures into 'equal' and 'not equal' as well as making their own equal groups. We looked at shapes where half had been shaded and completed an investigation of how many ways we could shade half of a shape, not just by drawing a vertical line of symmetry!

Next week, the children will find a half and a quarter of shapes and amounts.

English:

This week we memorised the poem 'At the Seaside' by Robert Louis Stevenson. They drew their own pictures to help remember the words and understood that this poem was written around 200 years ago where children would dig with wooden spades, rather than plastic. Look out for a video on Seesaw!



We also started reading 'The Lighthouse Keeper's Lunch' and made predictions on what would happen in the story.

Next week, the children will listen to the full story and will be introduced to adverbs as words that can tell us more about how a verb is done.

Topic:

This week the children located the seaside town St. Ives in Cornwall and sorted objects into 'natural' and 'man made'.

Next week, the children will use maps to identify the main British Islands. They will also begin to understand the locations of hot and cold islands around the world.

Art

The children looked at a range of paintings by LS Lowry and sketched their own drawing of buildings such as terraced houses and factories, similar to those in Lowry's paintings. They used faint lines to show buildings in the background.

Next week, the children will be using lots of skills taught to draw and paint their own pieces of art in the style of LS Lowry. They will use inspiration from his buildings and matchstick men to re-create a piece of art work.

Due to a slightly shorter week, we didn't manage to design their own boats in Science but we will continue the project next week. **If you have any recyclable materials such as bottles and yoghurt pots, it would be great if these could be brought into school for next Thursday.**

We were very lucky and excited to welcome three new children to Wellington Class this week. Jacob, Maisie-Lou and Umur who have settled in very well and it was lovely to see how welcoming the children have been. Umur has taught us words and phrases in Turkish and the children have been so excited to help him with words in English. They have been fascinated with hearing a different language and understand how we can communicate in other ways. A big thank you to Elsie, Luca, William and Mrs Gulsever for being fantastic buddies this week to help our new children settle in!



**Star of the week: Austin for being kind and thoughtful to other children, especially our new starters!**



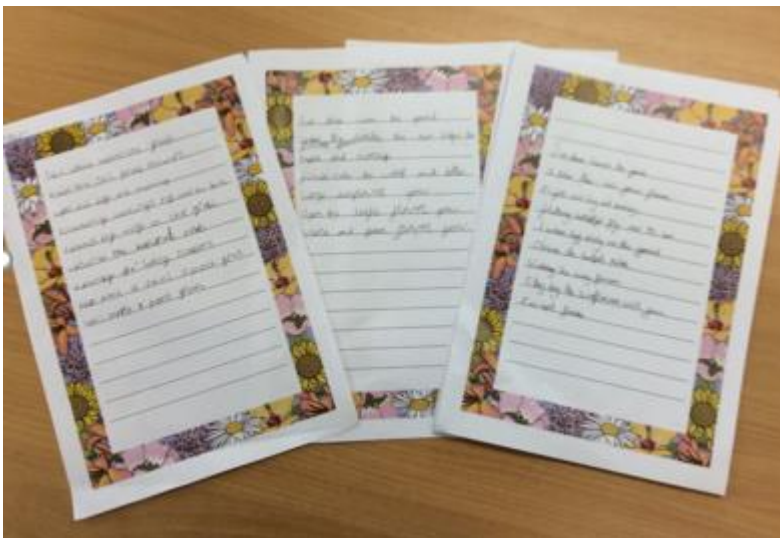
### **Year 3 Bubble Group (Zagreb)**

This week the children have really enjoyed being creative! They produced some fantastic artwork based on Van Gogh's 'Sunflowers'. They studied the pictures carefully noting the important details and used watercolours to create their own masterpieces.



Sticking with the sunflower theme they also planted their very own seeds. This was a great opportunity to link in their Science and Maths knowledge. The children were estimating where  $\frac{3}{4}$  of their compost needed to reach inside their pots before planting their seeds. They also discussed what plants need in order to grow and found out about where the best place in our classroom was for the seeds to start off their sunflower journey.

Finally, in English, the children used their sunflowers as inspiration to write acrostic poems.



Next week in Zagreb class:

In English, they will continue to write their setting descriptions for Jim.

In Maths, they will be finding fractions of amounts (specifically focusing on  $\frac{1}{2}$ ,  $\frac{1}{4}$ ,  $\frac{1}{3}$ ,  $\frac{3}{4}$ ).

In Clarborough Curriculum, over the next few weeks, they will be learning what life was like for Victorian people. Next week we will have a very exciting delivery from Retford Museum! The children can't wait to see what they have sent us.

The children will be trying their hand at needle work, making Victorian dolls clothing. If anyone has any spare Barbies or Action men type dolls, please could they bring them in from Tuesday. It would be great if we had a few so we can attempt 'made to measure' custom clothing!

In ICT, we will be continuing to learn how to code and programme using Scratch and in French, they will be learning how to say amounts of animals.

**\*Date for the diary\* On Friday 21st May we are planning a 'surprise' Victorian school day. It would be great if your child could dress up as a Victorian for the day. The 'surprise' part (the children don't know about this part); Mrs Holmes and Mrs Brown will be re-enacting a Victorian school day and the children will be going back to basics with no light, no technology and no whiteboards!**



**Star of the week: Nathan for settling in so well at Clarborough Primary School!**

### **Year 4 Bubble Group (Riga)**



This week year 4 have worked so hard, they have been tackling some tricky concepts in English using colons and semi colons correctly, with fantastic results. They all understood how to apply them correctly and they used them to describe the emotions from 'Inside Out'. Their work was brilliant, and we were really impressed as this was their first attempt and they smashed it!

In Maths, they have been working really hard on their rounding up skills and have been able to successfully round up to 4-digit numbers. They have even had a go at rounding decimal numbers from 1 and 2 decimal



places to the nearest whole number. They have really been challenging themselves and it is great to see the results, keep it up Year 4!

In Art they have completed the second lesson of their art project. This week they used pencil lines and black out lines to create a detailed piece of artwork that will be put alongside last week's artwork to create a masterpiece!



In Topic they had a really interesting live chat with the people from the Pilgrim Gallery. The children learnt about the first Thanksgiving and discussed how they would have felt to be one of the first people to land in America, using their empathy skills. They also learnt about the Wampanoag tribe, and how they greeted the Pilgrims when they first arrived. It was a great afternoon and the children had to think about how both groups of people came together to help each other.

Next week the children will be looking at area in Maths. In English, they will continue to read 'The Boy Who Fell off The Mayflower' and create a piece of descriptive writing using the book as a stimulus to describe how it must have felt to fall off the boat. In Topic, the children will be looking at the boat in more detail and even make cross curricular links with French to label each part.

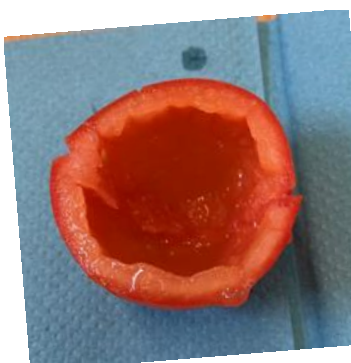


**Star of the week: Joel for his fantastic English work!**

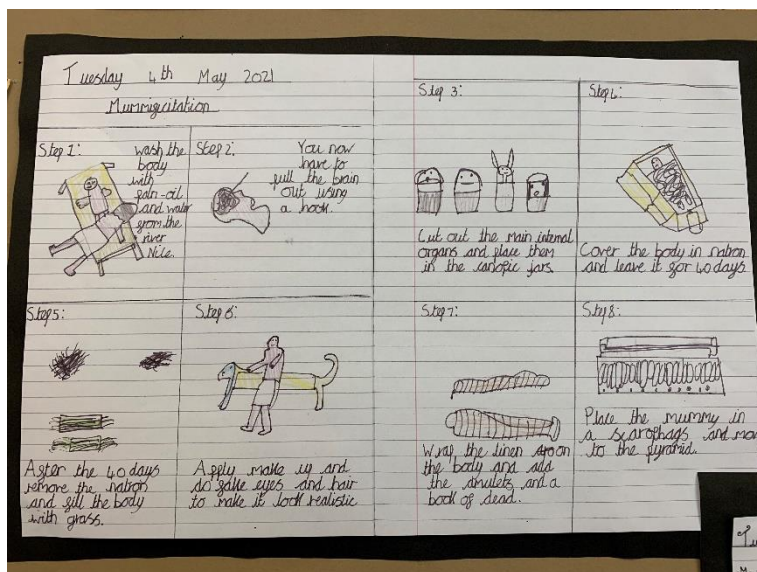
### **Year 5 Bubble Group (Caracas)**



Last week, we enjoyed learning about the Ancient Egyptian ritual of mummification and conducted an experiment involving 'mummifying' a tomato in Natron (salt and bicarbonate of soda). We will eagerly observe what happens to the tomato over the next 40 days. The control tomato is already showing signs of mould!





This week, in History, we have learnt more about the stages of mummification and about the Canopic jars which the internal organs were placed in to.



In Maths, we have been begun to explore the idea of part/whole relationships when learning about fractions.

We have also been learning how adverbials of time and manner can be used at the end of a sentence and also at the beginning to create a fronted adverbial. Ask your child to give you an example or have a look on Seesaw.

In Art, we have continued to develop our sketching skills by drawing masks.



Next week, we will be learning about Tutankhamun, one of the Ancient Egyptian Pharaohs, and the discovery of his tomb - something that is also referenced in our class text, 'Secrets of the Sun King'.

In Art, we will be making Egyptian masks in clay.

In English, we will continue our narratives based on 'The Egyptian Cinderella' as well as beginning to explore equivalent fractions in Maths.

As part of our RSE curriculum, we will explore the benefits of physical exercise on both physical and mental health.

Some children will also be completing their Bikeability Course next week.



**Star of the week: Jenson for maintaining a high standard of presentation in his work!**

## **Year 6 Bubble Group (Havana)**



What a fantastic week we have had! The children produced some fantastic instructions to help the hero Beowulf defeat the monstrous Grendel, we learned about why the Vikings invaded, how they write using Runes and looked at how to create terrifying and suspense filled tales.

Next week, we are going to hit the ground running! We are going to begin to write our Viking horror stories with a focus on creating suspense and tension. We are going to look at the gods of the Viking pantheon and imagine what jobs they might be doing today if they were trying to keep hidden in the modern world.

In Science, as well as our reproduction lesson, we are going to be looking at the evidence that supports the theory of Evolution and begin to imagine what humans might look like in the future.

In Art, we are going to begin designing the helmets that our clan might wear if we were a Viking chief (ready for some future DT).

In French, we will continue to look to the stars and study the planets and in RE we will continue to look at the beliefs and values of different religions.

And in the words of Odin himself: **XØ ↑MFÆ <↑FRBØRØNXH**



**Star of the week: Daisy for being excellent at everything. Her behaviour has been impeccable and she has worked amazingly hard this week!**

## **Dates for your Diary....**

**Wednesday 12<sup>th</sup> May – Year 5 Bikeability (Group 1)**

**Thursday 13<sup>th</sup> May – Year 5 Bikeability (Group 1)**

**Friday 14<sup>th</sup> May – Height and Weight Programme – Reception and Year 6**

**Friday 14<sup>th</sup> May – Year 5 Bikeability (Group 2)**

**Thursday 20<sup>th</sup> May – School Census Day – Special Lunch!**

**Friday 21<sup>st</sup> May – Year 5 Bikeability (Group 2)**

**\*NEW\*Thursday 27<sup>th</sup> May – Class Photos and Year 6 Leavers Photos**

## Out of School Achievements

A huge congratulations to Seb who received his Duckling 3 Certificate at swimming today – Great work Seb!



Breakfast club, wraparound care, 30hours and lunches need to be booked in and paid for at least one week in advance on Parentmail. If you have any questions or queries relating to Breakfast club, Wraparound and lunches please email Mrs Hardie on [office@clarborough.notts.sch.uk](mailto:office@clarborough.notts.sch.uk)

Please note for all of those attending school, if your child is displaying symptoms of COVID-19, however mild, they should remain at home. Please follow the link below to find more information about this:

<https://www.nhs.uk/conditions/coronavirus-covid-19/symptoms/>

**This information is taken from the daily update received from the Department for Education:**

### **Asymptomatic testing information for parents and adults in households with children at school or college**

NHS Test and Trace announced that all adults in households with school and college age children without symptoms can now access regular rapid coronavirus (COVID-19) testing.

Test kits can either be collected or ordered online, as set out below. Schools should not give test kits to parents, carers or household members and should not order more test kits for this purpose. Secondary school and college students will continue to access testing through their school or college.

Please share the information below with your parent networks to help answer any questions they may have. Undertaking regular, rapid coronavirus (COVID-19) testing helps reduce transmission of the virus. Parents and other adults in households with children at school or college, who do not have symptoms, can now access regular, rapid coronavirus (COVID-19) testing. This includes childcare and support bubbles.

Tests are fast, easy and completely free. There are [different ways](#) for a household, childcare or support bubble to collect their test to take at home, twice-weekly:

- through your employer, if they offer testing to employees
- by collecting a home test kit from a local test site – anyone aged 18 or over can collect 2 packs of 7 tests



- by ordering a home test kit online – please do not order online if you can access testing through other routes, this frees up home delivery for those who need it most

If you have any queries about the tests, and you live in England, please call 119 (free from mobiles and landlines). Lines are open every day from 7am to 11pm.